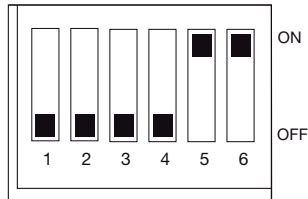
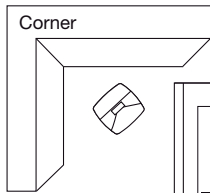
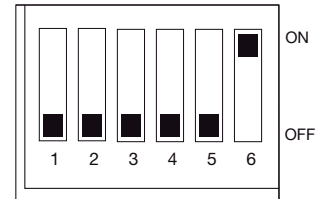
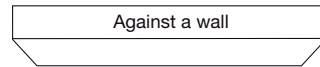


Speaker Angle and Distance



-6 dB Bass Tilt

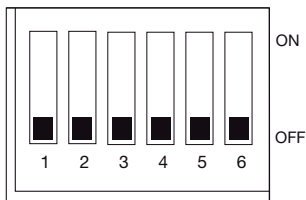


-4 dB Bass Tilt

Using Tone Controls

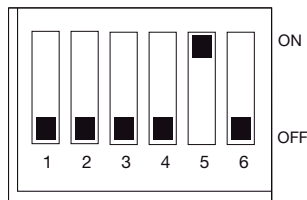
Free standing in adamped room

TONE CONTROL



Free standing in a reverberant room

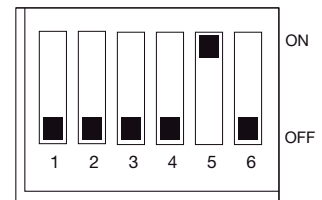
TONE CONTROL



-2 dB Bass Tilt

Nearfield setting

TONE CONTROL



-2 dB Bass Tilt

Suggested Tone Control Settings